

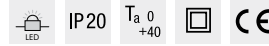
Voyager Escape NEW

Fast. Simple. Affordable.



Easy to install
emergency
recessed
luminaire

Key Features



Performance

- 110lm luminaire output
- Low energy consumption – only 3W, offering reduced power consumption compared to a traditional emergency bulkhead
- 30 000 hours rated life without the need for lamp changes
- Easily achieves 8 metres spacing reducing the number of luminaires required per project
- Suitable for stairwells, corridors, circulation areas and toilets
- 3 hour emergency non-maintained operation

Construction

- White aluminium alloy body
- Suitable for escape routes and open area emergency lighting
- Suitable for indoor use only
- Robust stainless steel clips

Installation

- Plug and play connection for rapid installation
- Easy installation designed to avoid incorrect connection

Ordering Guide


Description	Weight (kg)	SAP Code
Standard Versions 4000K		
VOYAGER ESCAPE E3NM MRE	0.31	96642782

Spacing Tables

Spacing Data for 2m Escape Route					
Centre-line Minimum Illuminance (lux)	Mounting height (m)	Centre to end		Between centres	
		Maximum spacing (m)	Diversity	Maximum spacing (m)	Diversity
0.2 Trans	2.5	3.80	0.037	8.95	0.037
	3.0	4.20	0.056	9.85	0.053
	3.5	4.65	0.074	10.70	0.072
0.2 Axial	2.5	3.80	0.037	8.95	0.037
	3.0	4.20	0.056	9.85	0.053
	3.5	4.65	0.074	10.70	0.072
1.0 Trans	2.5	3.80	0.037	8.95	0.037
	3.0	4.20	0.056	9.85	0.053
	3.5	4.65	0.074	10.70	0.072
1.0 Axial	2.5	3.80	0.037	8.95	0.037
	3.0	4.20	0.056	9.85	0.053
	3.5	4.65	0.074	10.70	0.072

Open Area						
Minimum Illuminance (lux)	Mounting height (m)	Maximum spacing				
		Centre to end		Between centres		Diversity
		Trans	Axial	Trans	Axial	
0.5	2.5	2.25	2.25	6.00	6.00	0.087
	3.0	2.55	2.55	6.60	6.60	0.127
	3.5	2.75	2.75	7.20	7.20	0.172
5.0	2.5	0.70	0.70	3.75	3.75	0.727
	3.0	-	-	3.50	3.50	0.665
	3.5	-	-	3.30	3.30	0.634

High Risk Task Area			
Minimum Illuminance (lux)	Mounting height (m)	Maximum distance (m)	
		Trans	Axial
15.0	1.5	0.15	0.15
	2.0	-	-
	2.5	-	-

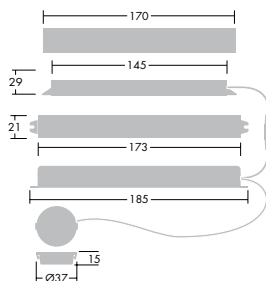


Battery connector

LED connector



Recessed spring clip installation



CONTACT DETAILS

